



How to build a bug hotel



You will need:

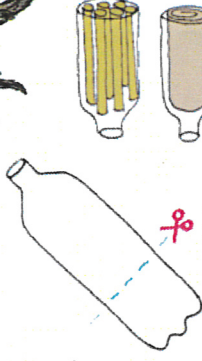
- 1 x halved milk carton*
- Bamboo canes
- Straw
- Leaves
- Cardboard
- Stones/pebbles
- Twigs/loose bark

* Please remember to recycle the plastic after use




Step 1: Prepare Your Milk carton

Make sure your milk carton is clean and dry. This will be the base of your mini bug hotel. It should already be cut in half!



Step 2: Add Tunnel Rooms

- Push bamboo canes, drinking straws and rolled cardboard into one side of your carton.
- These hollow tubes are perfect for nesting insects.
- Pack them tightly so they stay in place.



Step 3: Create Cosy Hiding Spaces

Fill the remaining space with:

- Dry leaves
- Straw
- Twigs and loose bark
- Pebbles



Different insects like different materials, so try to include a mixture.

Step 4: Name and Decorate

Design a welcome sign to invite new friends!



Remember to wash your hands


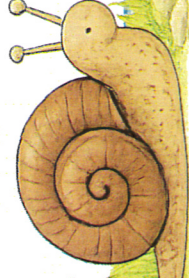

after!



Step 5: Place your bug hotel


You should place your hotel somewhere

- Quiet
- Sheltered from heavy rain
- Off the ground



What to include:


Bamboo:



How to add it:

- Stand the bamboo sticks **upright** inside the hotel.
- Push them **close together** so there are no big gaps.

Who might move in?

- Bees! (solitary bee, leaf cutter bee, mason bee) 
- Ground beetle
- Garden spider

Why it matters:

- Many bees do not live in hives.
- Each female lays her eggs inside hollow stems.
- She fills each tube with pollen and nectar so her babies have food when they hatch.
- The bamboo copies the hollow plant stems bees use in the wild.

Did you know?

There are over **270 kinds of bee** in the UK, and most live on their own, not in hives.



Bark:



How to add it:

- Slide bark pieces **between** bamboo and leaves so it feels snug.

Who might move in?

- Centipedes
- Stag beetles
- Woodlice

Why it matters:

- Bark Creates dark, damp spaces called microhabitats.
- Some insects need moisture so their bodies do not dry out.
- Stag beetle larvae live in rotting wood and help **recycle nutrients**.
- Centipedes are **predators**: They hunt other small insects.

Important: Every habitat needs predators and decomposers to stay balanced.

Stones:



How to add it:

- Place a layer of small stones or pebbles at the bottom of the bug hotel.

Why it matters:

- Stones create cool, damp spaces that some insects need to survive.

